



ZIPPY TECHNOLOGY CORP.



10F, NO.50, MIN CHYUAN ROAD,
SHIN-TIEN CITY, TAIPEI COUNTY,
TAIWAN, R.O.C

TEL: 886-2-2918-8512 / 886-2-2918-0603
FAX: 886-2-2915-5765 / 886-22916-0215
[Http://www.zippy.com.tw](http://www.zippy.com.tw)

APPROVED DATA SHEET

Model: 1001240093(VW1-06S0-00D3-Z)
=====

ISSUED DATE: 2019.03.11

APPROVED NO.: 1001240093.B

PAGE: 1/4

The undersigned guarantee of the model switches is meets the following specifications.

1. Operation Characteristics

Operating Force (OF)	:	Max. 200 gf
Releasing Force (RF)	:	Min. 30 gf
Operating Position (OP)	:	14.7±0.4 mm
Movement Differential (MD)	:	Max. 0.4 mm
Over-travel (OT)	:	Min. 1.0 mm
Pre-travel (PT)	:	Max. 1.2 mm

2. Specifications

Initial Contact Resistance	:	Max. 100 mΩ . (Initial) (For molded lead wire models) (Measured by ohm meter –Open Voltage<1VDC, Driver current -100mA) Before measure the switch contact resistance, please press the switch three times on and off.
Initial Dielectric Strength	:	500VAC(50-60HZ)/minute between contacts. 1,500VAC(50-60HZ)/minute between Live-parts and dead metal parts.
Insulation Resistance	:	Min. 100 MΩ (500 VDC/ minute).
Circuit Arrangement	:	SPDT (Single pole double throw)
Rating	:	6A 125/250VAC; 5A 30VDC
Service Life	:	Min. 10,000 operations.
Operating Frequency	:	10 ~ 30 operations per minute.
Safety Certificate	:	UL, cUL, ENEC
Mechanical Service Life	:	Min. 1,000,000 operations.
Operating Frequency	:	Max. 120 operations per minute.

Operating application of the switch : Set the switch pushing distance from 60% to 90% of the specified OT value.



ZIPPY TECHNOLOGY CORP.



10F, NO.50, MIN CHYUAN ROAD,
SHIN-TIEN CITY, TAIPEI COUNTY,
TAIWAN, R.O.C

TEL: 886-2-2918-8512 / 886-2-2918-0603
FAX: 886-2-2915-5765 / 886-22916-0215
[Http://www.zippy.com.tw](http://www.zippy.com.tw)

APPROVED DATA SHEET

Model: 1001240093(VW1-06S0-00D3-Z)
=====

ISSUED DATE: 2019.03.11

APPROVED NO.: 1001240093.B

PAGE: 2/4

3. Environments

- Operating Temperature : -40°C ~ 85°C (with no icing)
- Vibration Resistance : 10~55Hz, displacement 0.75mm(p-p)
- Shock Resistance : Destruction: 1,000 m/s² {approx. 100G} max.
Malfunction: 300 m/s² {approx. 30G} max.

(For the pin plunger models, the vibration & shock condition apply for use at the free position and total travel position)

(For the lever models, the vibration & shock condition apply for use at the total travel position)

- Soldering by hand : 350°C maximum within 5 seconds.

ZIPPY TECHNOLOGY CORP.

許志誠

PREPARED

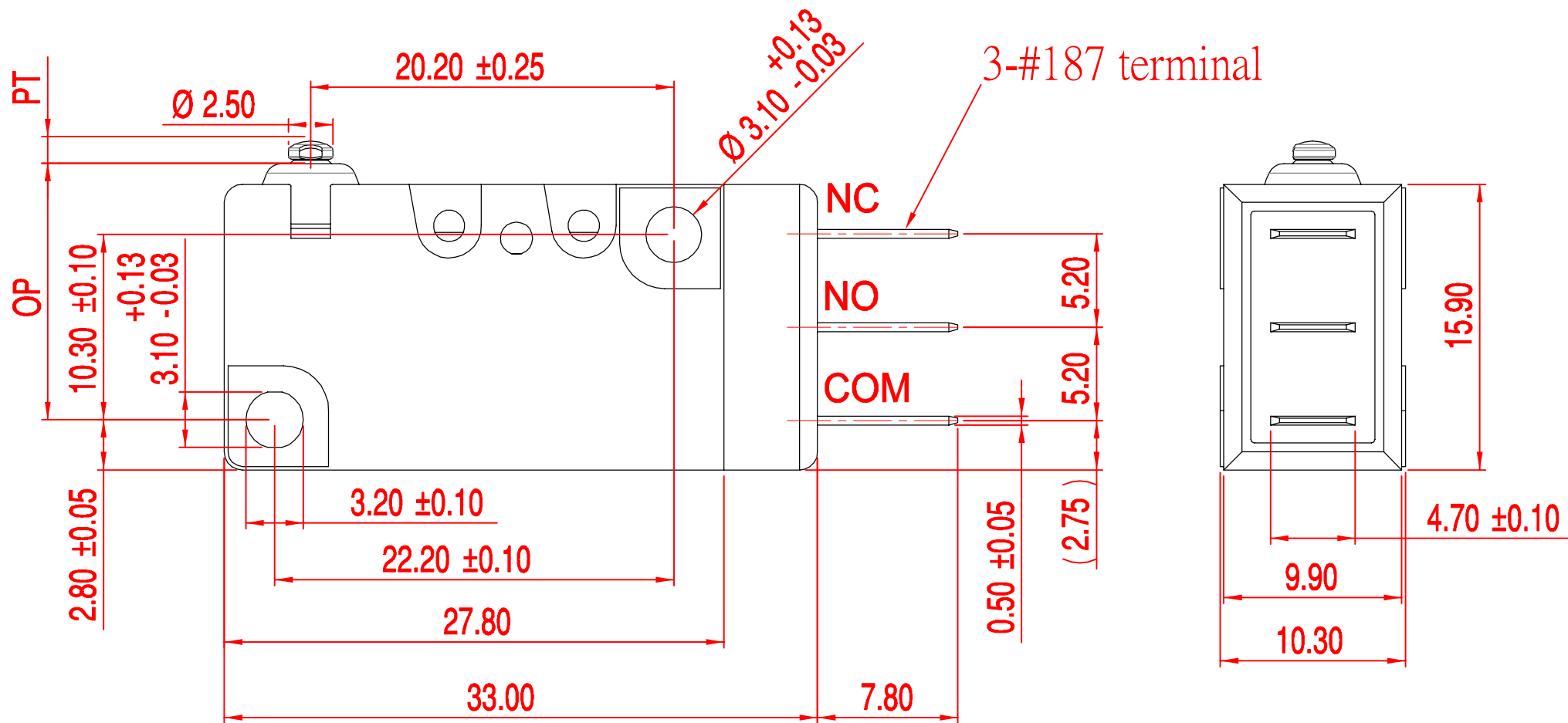
張奕鉸

CHECKED

沈俊榮

APPROVED

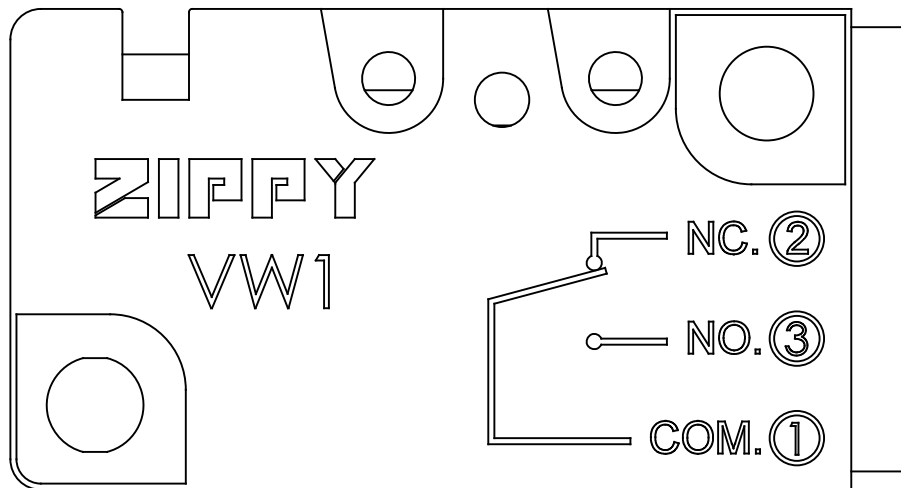
Dimensions drawing



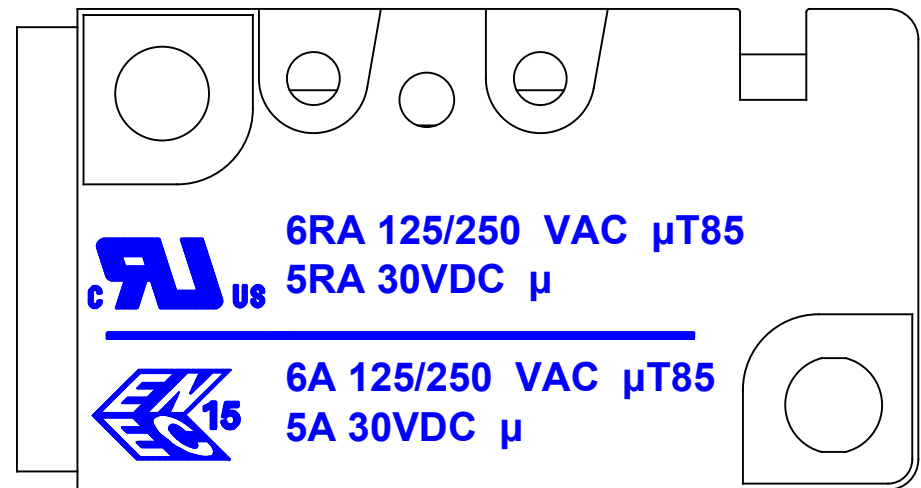
Tolerance	
X. X	± 0.2
XX. X	± 0.4

VIEW		SIZE	A4	UNIT	mm
DATE	NOV-07-2013	VER.	1.1	FILE NAME	VW1-00D3
APPROVAL	方鼎杰	CONFIRM	林格祥	DESIGN	沈俊榮

Marking drawing



obverse side



reverse side

Markings are either by printing or molding

新巨企業股份有限公司

ZIPPY TECHNOLOGY CORP.

VIEW		SIZE	A4	UNIT	mm
DATE	2019.02.18	VER.	1.0	FILE NAME	VW1-06-uT85
APPROVAL	沈俊榮	CONFIRM	張奕鉸	DESIGN	許志誠