



ZIPPY TECHNOLOGY CORP.



10F, NO.50, MIN CHYUAN ROAD,  
SHIN-TIEN CITY, TAIPEI COUNTY,  
TAIWAN, R.O.C

TEL: 886-2-2918-8512 / 886-2-2918-0603  
FAX: 886-2-2915-5765 / 886-22916-0215  
[Http://www.zippy.com.tw](http://www.zippy.com.tw)

### APPROVED DATA SHEET

-----  
**Model: 1000840821(VM-P1F-01P1-Z)**  
=====

ISSUED DATE: 2020.02.17  
APPROVED NO.: 1000840821.B  
PAGE: 1/5

The undersigned guarantee of the model switches is meets the following specifications.

#### 1.Operation Characteristics

Operating Force (OF) : Max. 150 gf  
Releasing Force (RF) : Min. 37 gf  
Operating Position (OP) : 15.3±0.5 mm  
Movement Differential (MD) : Max. 0.5 mm  
Over-travel (OT) : Min. 0.6 mm  
Pre-travel (PT) : Max. 1.6 mm

#### 2. Specifications

Initial Contact Resistance : Max. 100 mΩ .  
( Measured by ohm meter –Open Voltage<1VDC, Driver current -100mA )  
Before measure the switch contact resistance, please press the switch three times on and off.

Initial Dielectric Strength : 1,000VAC(50-60HZ)/minute between contacts.  
1,500VAC(50-60HZ)/minute between Live-parts and dead metal parts.

Insulation Resistance : Min. 100 MΩ ( 500 VDC/ minute ) between Live-parts and dead metal parts.

Circuit Arrangement : SPST ( Single pole single throw )

Rating : 0.1A 125/250VAC

Service Life : Min. 1,000,000 operations.

Rating Load : Resistive Load.

Operating Frequency : 120 operations per minute.

Safety Certificate : UL, cUL

Mechanical Service Life : Min. 10,000,000 operations.

Operating Frequency : Max. 120 operations per minute.

Operating application of the switch : Set the switch pushing distance from 60% to 90% of the specified OT value.



ZIPPY TECHNOLOGY CORP.



10F, NO.50, MIN CHYUAN ROAD,  
SHIN-TIEN CITY, TAIPEI COUNTY,  
TAIWAN, R.O.C

TEL: 886-2-2918-8512 / 886-2-2918-0603  
FAX: 886-2-2915-5765 / 886-22916-0215  
[Http://www.zippy.com.tw](http://www.zippy.com.tw)

### APPROVED DATA SHEET

-----  
**Model: 1000840821(VM-P1F-01P1-Z)**  
=====

ISSUED DATE: 2020.02.17  
APPROVED NO.: 1000840821.B  
PAGE: 2/5

### 3. Environments

Operating Temperature : -40°C~85°C ( with no icing )  
Vibration Resistance : 10~55Hz, displacement 0.75mm(p-p)  
Shock Resistance : Destruction: 1,000 m/s<sup>2</sup> {approx. 100G} max.  
Malfunction: 300 m/s<sup>2</sup> {approx. 30G} max.

( For the pin plunger models, the vibration & shock condition apply for use at the free position and total travel position )  
( For the lever models, the vibration & shock condition apply for use at the total travel position )

Soldering by hand : 350°C maximum within 5 seconds.

ZIPPY TECHNOLOGY CORP.

張立人  
-----

PREPARED

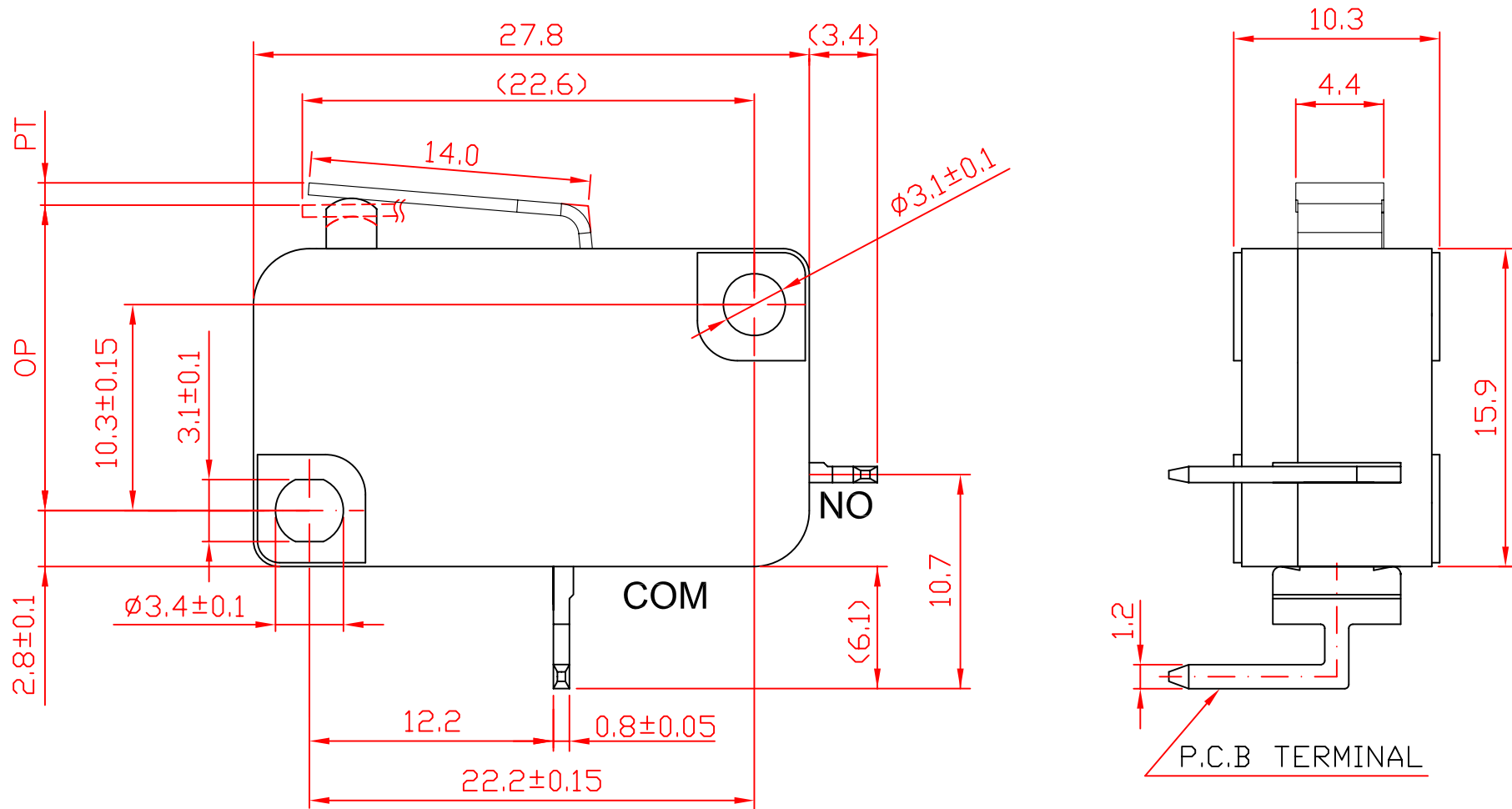
張奕鉸  
-----

CHECKED

沈俊榮  
-----

APPROVED

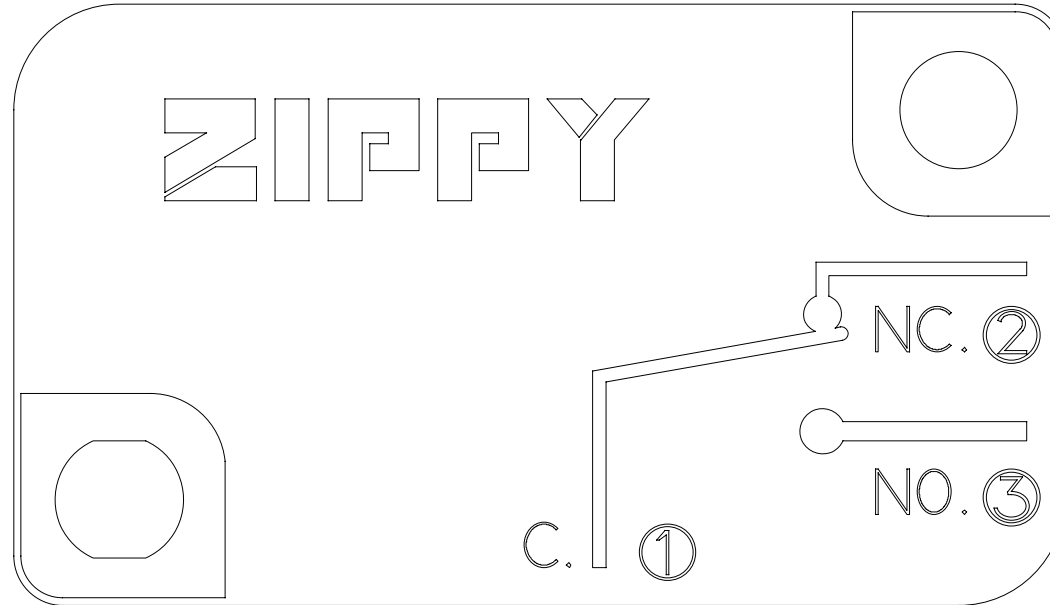
# Dimensions drawing



Tolerance	
X.X	±0.2
XX.X	±0.4

DATE	APPROVAL	DESIGN	ENGINEERING CHANGE DESCRIPTION	VIEW	SIZE	A4	UNIT	mm
新巨企業股份有限公司			ZIPPY TECHNOLOGY CORP.	JAN.13.2009	VER.	1.1	FILE NAME	VM-01PI-R
				陳立業	CONFIRM	張哲維	DESIGN	沈俊榮

# VM-P1



## COVER

Markings are either by printing or molding

新巨企業股份有限公司

**ZIPPY** TECHNOLOGY CORP.

VIEW		SIZE	A4	UNIT	mm
DATE	NOV-21-2017	VER.	1.3	FILE NAME	VM-P1
APPROVAL	沈俊榮	CONFIRM	張奕鉸	DESIGN	張立人

## CAUTIONS:

### 注意事項

**1:**To secure the switch, please use an M3 small screw on a flat surface and tighten with plane washers or spring washers to securely mount the switch, using a maximum torque of 0.59 N·m.

若使用定位孔型式上蓋，請使用M3小型螺絲固定在平面上，並使用平墊圈或者彈性墊圈以便安全的鎖固開關，鎖固扭力請勿超過0.59 Nm.

**2:**To ensure the best performance of the switch, when handling/installing the switch, please do not apply uneven pressure to the direction indicated by the arrow in Figure 1. Any uneven pressure or pressure direction other than the operating direction might be harmful or damage the switch performance.

為確保開關正常運作，安裝及取用開關時，請勿直接施加壓力在圖-1中箭頭所指示的方向。如圖所示，任何不對稱的壓力或作動方向以外的壓力都不適用在開關按柄上。

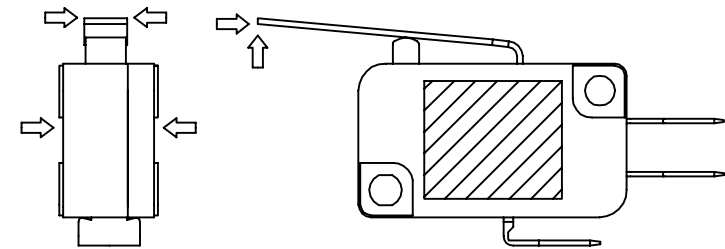


Figure-1

VIEW		SIZE	A4	UNIT	mm
DATE	2019.12.17	VER.	1.0	FILE NAME	VM-CAUTIONS
APPROVAL	沈俊榮	CONFIRM	陳立業	DESIGN	張立人