



ZIPPY TECHNOLOGY CORP.



10F, NO.50, MIN CHYUAN ROAD,
SHIN-TIEN CITY, TAIPEI COUNTY,
TAIWAN, R.O.C

TEL: 886-2-2918-8512 / 886-2-2918-0603
FAX: 886-2-2915-5765 / 886-22916-0215
[Http://www.zippy.com.tw](http://www.zippy.com.tw)

APPROVED DATA SHEET

Model: 1000810435(V3-25L-04D4-Z)

ISSUED DATE: DEC.30.2015
APPROVED NO.: 1000810435.B
PAGE: 1/4

The undersigned guarantee of the model switches is meets the following specifications.

1.Operation Characteristics

Operating Force (OF)	:	Max. 80 gf
Releasing Force (RF)	:	Min. 13 gf
Free Position (FP)	:	Max. 21.5 mm
Operating Position (OP)	:	19.0±1.3 mm
Movement Differential (MD)	:	Max. 0.3 mm
Over-travel (OT)	:	Min. 1.5 mm
Pre-travel (PT)	:	Max. 3.0 mm

2. Specifications

Initial Contact Resistance	:	Max. 30 mΩ . (Measured by ohm meter –Open Voltage<1VDC, Driver current -100mA) Before measure the switch contact resistance, please press the switch three times on and off.
Initial Dielectric Strength	:	1,500VAC(50-60HZ)/minute between contacts. 1,500VAC(50-60HZ)/minute between Live-parts and dead metal parts.
Insulation Resistance	:	Min. 100 MΩ (500 VDC/ minute) between Live-parts and dead metal parts.
Circuit Arrangement	:	SPST (Single pole single throw – Micro disconnection)
Rating	:	25 A 125/250VAC; 1HP 125/250VAC; 10.1(8)A 125/250VAC
Service Life	:	Min. 10,000 operations.
Rating Load	:	Resistive Load and Motor Load.
Operating Frequency	:	10~30 operations per minute.
Safety Certificate	:	UL, cUL, ENEC
Mechanical Service Life	:	Min. 5,000,000 operations.
Operating Frequency	:	Max. 120 operations per minute.
Operating application of the switch	:	Set the switch pushing distance from 60% to 90% of the specified OT value.



ZIPPY TECHNOLOGY CORP.



10F, NO.50, MIN CHYUAN ROAD,
SHIN-TIEN CITY, TAIPEI COUNTY,
TAIWAN, R.O.C

TEL: 886-2-2918-8512 / 886-2-2918-0603
FAX: 886-2-2915-5765 / 886-22916-0215
[Http://www.zippy.com.tw](http://www.zippy.com.tw)

APPROVED DATA SHEET

Model: 1000810435(V3-25L-04D4-Z)
=====

ISSUED DATE: DEC.30.2015
APPROVED NO.: 1000810435.B
PAGE: 2/4

3. Environments

- Operating Temperature : -40°C ~ 125°C(with no icing)
- Vibration Resistance : 10~55Hz, displacement 0.75mm(p-p)
- Shock Resistance : Destruction: 1,000 m/s² {approx. 100G} max.
Malfunction: 300 m/s² {approx. 30G} max.

(For the pin plunger models, the vibration & shock condition apply for use at the free position and total travel position)

(For the lever models, the vibration & shock condition apply for use at the total travel position)

Soldering by hand : 350 °C maximum within 5 seconds.

ZIPPY TECHNOLOGY CORP.

陳立業

PREPARED

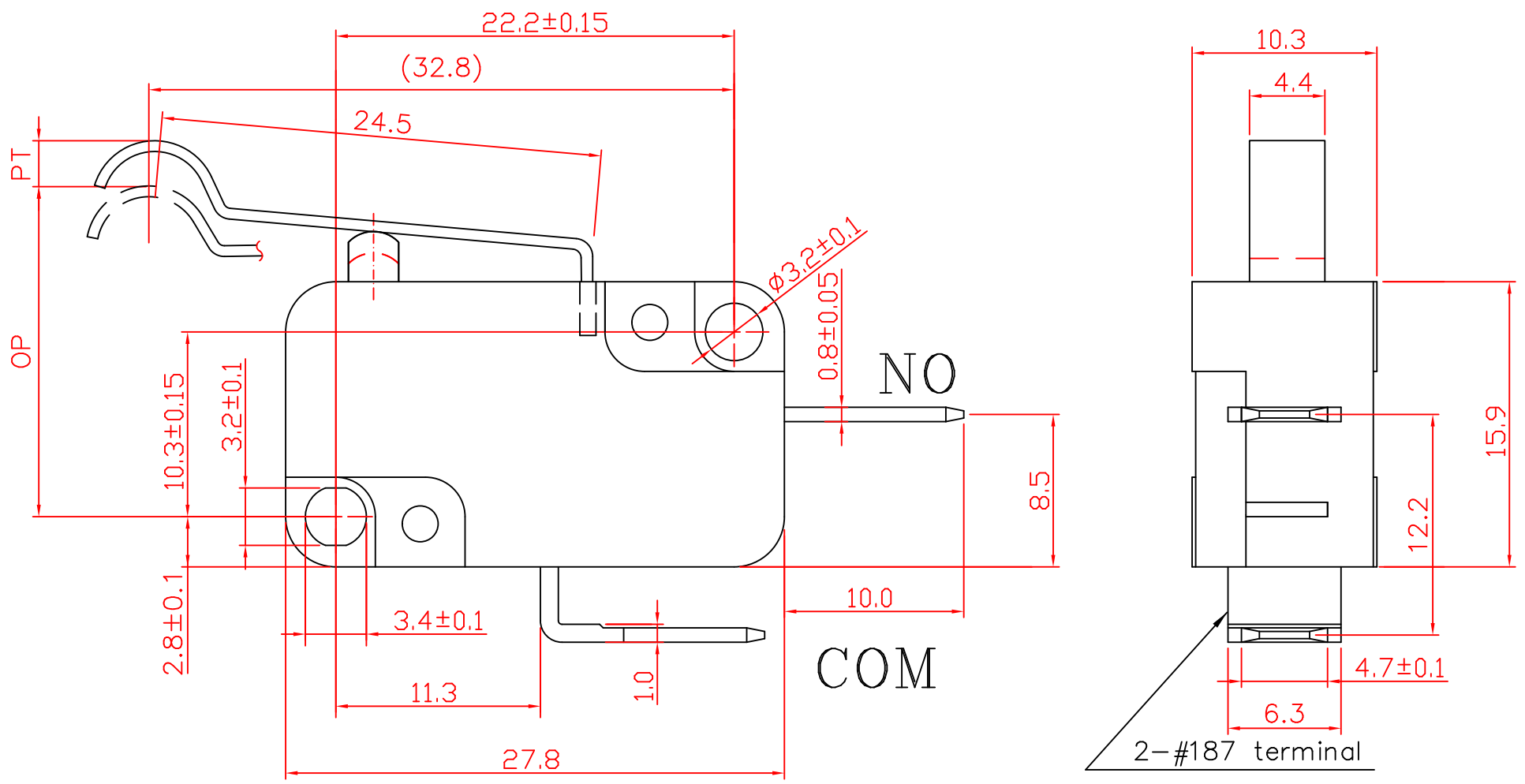
張立人

CHECKED

沈俊榮

APPROVED

Dimensions drawing



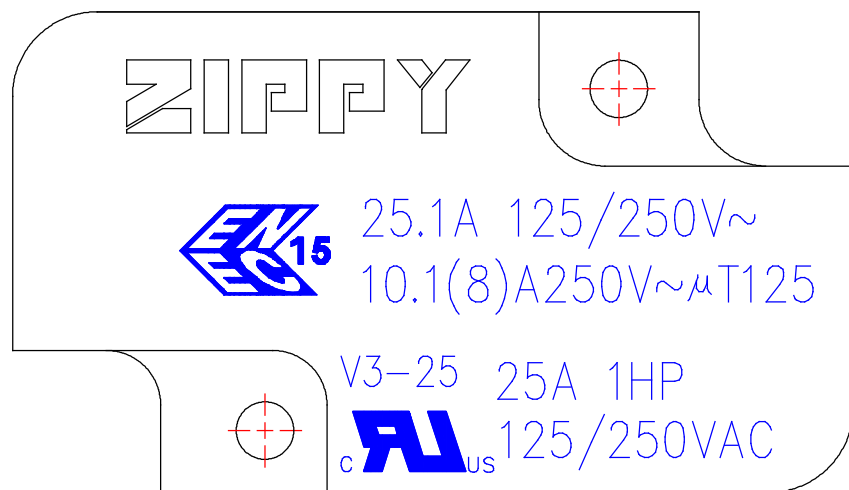
Tolerance	
X.X	±0.2
XX.X	±0.4

VIEW		SIZE	A4	UNIT	mm
DATE	MAY.07.2015	VER.	1.2	FILE NAME	V3-04D4-R
APPROVAL	沈俊榮	CONFIRM	張立人	DESIGN	陳立業

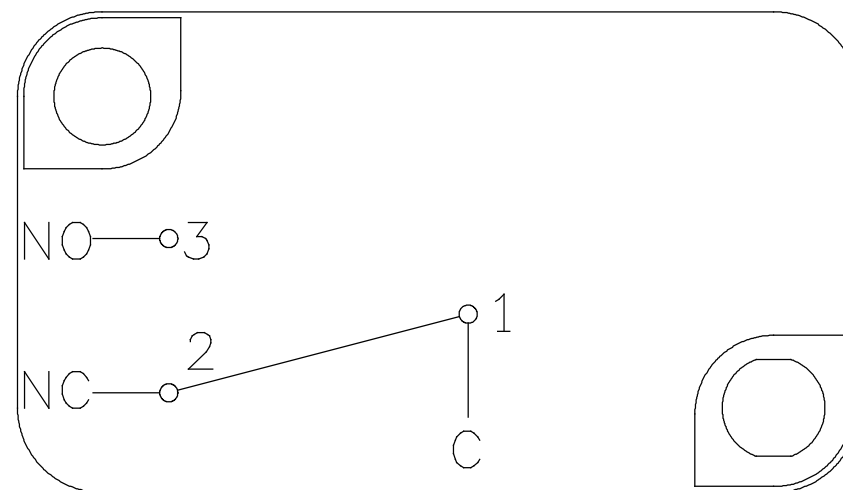
新巨企業股份有限公司

ZIPPY TECHNOLOGY CORP.

Marking drawing



COVER



CASE

Markings are either by printing or molding.
Appearance according to dimensions drawing.

新巨企業股份有限公司	ZIPPY TECHNOLOGY CORP.	VIEW		SIZE	A4	UNIT	mm
		DATE	SEP.22,2015	VER.	1.5	FILE NAME	V3-25-01
		APPROVAL	沈俊榮	CONFIRM	張立人	DESIGN	陳立業