



APPROVED DATA SHEET

Model:1001630003(DW3-P1S-00B0A-0A-Z)
=====

ISSUED DATE: 2019.12.27

APPROVED NO.: 1001630003.D

PAGE: 1/5

The undersigned guarantee of the model switches is meets the following specifications.

1.Operation Characteristics

- Operating Force (OF) : Max.153 gf Indicates operating load for NO contact to achieve ON status
- Free Position (FP) : Max. 13.4 mm
- Operating Position on NC side (OP) : 12.9±0.3 mm Indicates postion for NC contact to achieve OFF status
- Operating Position on NO side (OP) : 12.6±0.3 mm Indicates postion for NO contact to achieve ON status
- Over-travel on NC side (OT) : 2.5 mm (ref.)
- Over-travel on NO side (OT) : 2.2 mm (ref.)

2. Specifications

- Initial Contact Resistance : Max. 1Ω .
Before measure the switch contact resistance, please press the switch three times on and off.
- Initial Dielectric Strength : 600VAC(50-60HZ)/minute between contacts.
1500VAC(50-60HZ)/minute between Live-parts and dead metal parts.
- Insulation Resistance : Min. 100 MΩ (100 VDC/ minute) between Live-parts and dead metal parts.
- Circuit Arrangement : SPDT (Single pole double throw)
- Rating & Service Life : 100mA 30VDC - Min. 300,000 operations.
1mA 5VDC - Min. 500,000 operations.
50mA 16VDC - Min. 500,000 operations.
- Rating Load : Resistive Load.
- Operating Frequency : Max.120 operations per minute.
- Operating application of the switch : Set the switch pushing distance from 60% to 90% of the specified OT value.



ZIPPY TECHNOLOGY CORP.



10F, NO.50, MIN CHYUAN ROAD,
SHIN-TIEN CITY, TAIPEI COUNTY,
TAIWAN, R.O.C

TEL: 886-2-2918-8512 / 886-2-2918-0603
FAX: 886-2-2915-5765 / 886-22916-0215
[Http://www.zippy.com.tw](http://www.zippy.com.tw)

APPROVED DATA SHEET

Model:1001630003(DW3-P1S-00B0A-0A-Z)
=====

ISSUED DATE: 2019.12.27

APPROVED NO.: 1001630003.D

PAGE: 2/5

3. Environments

Operating Temperature : -40°C ~85°C (with no icing)
Shock Resistance : Destruction: 1,000 m/s² {approx. 100G} max.
Malfunction: 300 m/s² {approx. 30G} max.

(For the pin plunger models, the vibration & shock condition apply for use at the free position and total travel position)
(For the lever models, the vibration & shock condition apply for use at the total travel position)

Vibration Resistance : 10~55Hz, displacement 0.75mm(p-p)
Soldering by hand : 350°C maximum with in 3 seconds.
Soldering by bath : 260°C maximum with in 5 seconds

ZIPPY TECHNOLOGY CORP.

簡素玲

PREPARED

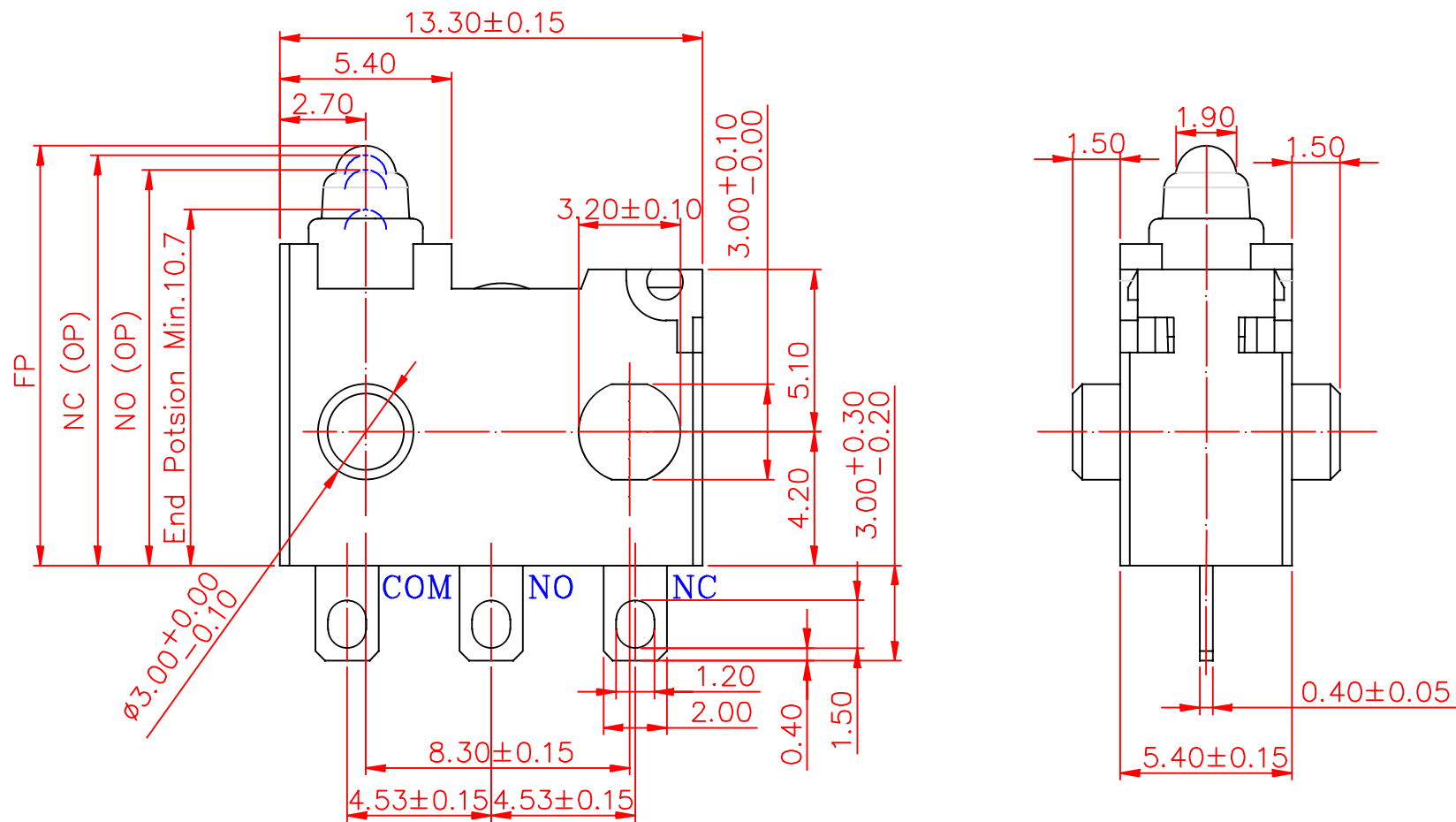
簡永鎮

CHECKED

倪有庭

APPROVED

Dimensions drawing



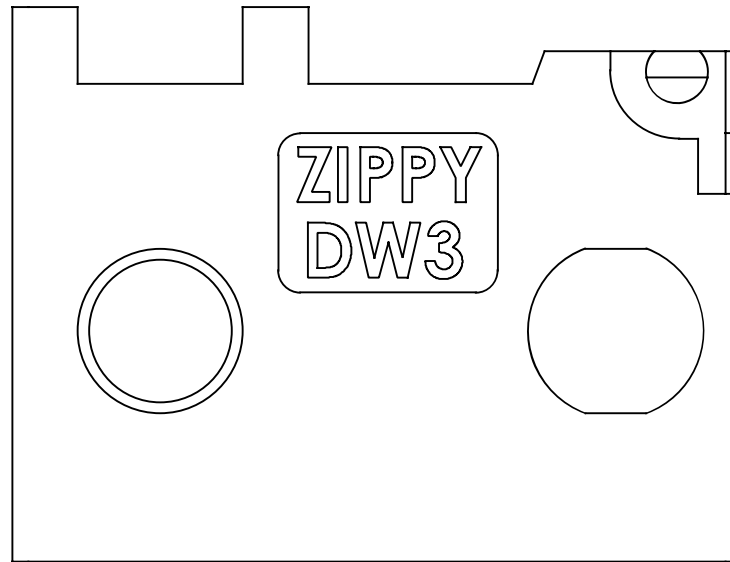
Tolerance	
X.XX	± 0.20
XX.XX	± 0.40

VIEW		SIZE	A4	UNIT	mm
DATE	AUG.31.2016	VER	1.1	FILE NAME	DW3-00B0A-0A
APPROVAL	張哲維	CONFIRM	簡永鎮	DESIGN	黃俊嘉

新巨企業股份有限公司

ZIPPY TECHNOLOGY CORP.

Marking drawing



Markings are either by printing or molding

VIEW		SIZE	A4	UNIT	mm
DATE	AUG.16.2016	VER.	1.3	FILE NAME	DW3-00
APPROVAL	張哲維	CONFIRM	歐大揮	DESIGN	黃俊嘉

CAUTIONS:

注意事項

1:To secure the switch, please use an M3 small screw on a flat surface and tighten with plane washers or spring washers to securely mount the switch, using a maximum torque of 0.29 N·m.

若使用定位孔型式上蓋，請使用M3小型螺絲固定在平面上，並使用平墊圈或者彈性墊圈以便安全的鎖固開關，鎖固扭力請勿超過0.29 Nm.

2: Do not handle the switch in a way that may cause damage to the sealed rubber & switch sealing.

使用開關時，請勿損壞開關防水矽膠罩及開關防水膠。

3: Wires should not be dragged.

使用帶線型式時，請注意避免拉扯線材。

4: To ensure the best performance of the switch, when handling/installing the switch, please do not apply uneven pressure to the direction indicated by the arrow in Figure 1. Any uneven pressure or pressure direction other than the operating direction might be harmful or damage the switch performance.

為確保開關正常運作，安裝及取用開關時，請勿直接施加壓力在圖-1中箭頭所指示的方向。如圖所示，任何不對稱的壓力或作動方向以外的壓力都不適用在開關按柄上。

5:Avoid applying any grease/oil and chemicals on the switch rubber.

請避免沾附任何油脂或者化學物質在開關的矽膠防水罩上。

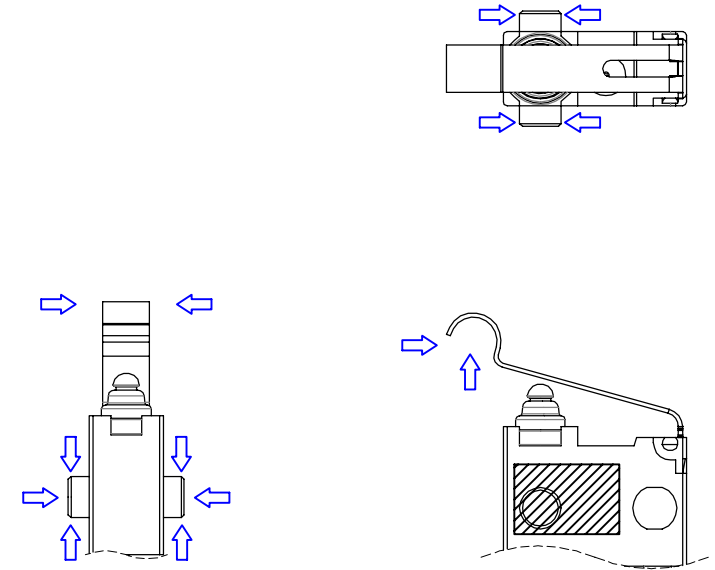


Figure-1

△	DATE	APPROVAL	DESIGN	ENGINEERING CHANGE DESCRIPTION	VIEW	SIZE	A4	UNIT	mm	
新巨企業股份有限公司				ZIPPY TECHNOLOGY CORP.	DATE	2019.12.17	VER.	1.0	FILE NAME	DW3-CAUTIONS
					APPROVAL	倪有庭	CONFIRM	黃俊嘉	DESIGN	簡永鎮