



ZIPPY TECHNOLOGY CORP.



10F, NO.50, MIN CHYUAN ROAD,
SHIN-TIEN CITY, TAIPEI COUNTY,
TAIWAN, R.O.C

TEL: 886-2-2918-8512 / 886-2-2918-0603
FAX: 886-2-2915-5765 / 886-22916-0215
[Http://www.zippy.com.tw](http://www.zippy.com.tw)

APPROVED DATA SHEET

Model: 1000100533(DF-03S-9E-Z)

ISSUED DATE: NOV.06.2015
APPROVED NO.: 1000100533.C
PAGE: 1/4

The undersigned guarantee of the model switches is meets the following specifications.

1. Operation Characteristics

Operating Force (OF)	:	Max. 21 gf
Releasing Force (RF)	:	Min. 3 gf
Free Position (FP)	:	Max. 16.8 mm
Operating Position (OP)	:	9.5±1.9 mm
Movement Differential (MD)	:	Max. 1.9 mm
Over-travel (OT)	:	Min. 0.55 mm
Pre-travel (PT)	:	Max. 6.9 mm

2. Specifications

Initial Contact Resistance	:	Max. 100 mΩ. (Measured by ohm meter –Open Voltage<1VDC, Driver current -100mA) Before measure the switch contact resistance, please press the switch three times on and off.
Initial Dielectric Strength	:	1,000VAC(50-60HZ)/minute between contacts. 1,500VAC(50-60HZ)/minute between Live-parts and dead metal parts.
Insulation Resistance	:	Min. 100 MΩ (500 VDC/ minute) between Live-parts and dead metal parts.
Circuit Arrangement	:	SPDT (Single pole double throw)
Rating	:	3A 125VAC; 3A 24VDC
Service Life	:	Min. 10,000 operations
Rating Load	:	Resistive Load
Operating Frequency	:	10~30 operations per minute
Safety Certificate	:	UL, cUL, ENEC
Mechanical Service Life	:	Min. 1,000,000 operations.
Operating Frequency	:	Max. 120 operations per minute.

Operating application of the switch : Set the switch pushing distance from 60% to 90% of the specified OT value.



ZIPPY TECHNOLOGY CORP.



10F, NO.50, MIN CHYUAN ROAD,
SHIN-TIEN CITY, TAIPEI COUNTY,
TAIWAN, R.O.C

TEL: 886-2-2918-8512 / 886-2-2918-0603
FAX: 886-2-2915-5765 / 886-22916-0215
[Http://www.zippy.com.tw](http://www.zippy.com.tw)

APPROVED DATA SHEET

Model: 1000100533(DF-03S-9E-Z)
=====

ISSUED DATE: NOV.06.2015
APPROVED NO.: 1000100533.C
PAGE: 2/4

3. Environments

- Operating Temperature : -40°C ~ 85°C (with no icing)
- Vibration Resistance : 10~55Hz, displacement 0.75mm(p-p)
- Shock Resistance : Destruction: 1,000 m/s² {approx. 100G} max.
Malfunction: 300 m/s² {approx. 30G} max.

(For the pin plunger models, the vibration & shock condition apply for use at the free position and total travel position)
(For the lever models, the vibration & shock condition apply for use at the total travel position)

- Soldering by hand : 260°C maximum within 5 seconds.
300°C maximum within 3 seconds.
- Soldering bath : 260°C maximum within 5 seconds. (PCB thickness more than Min 1.6 mm.)

ZIPPY TECHNOLOGY CORP.

卓妍蓁

PREPARED

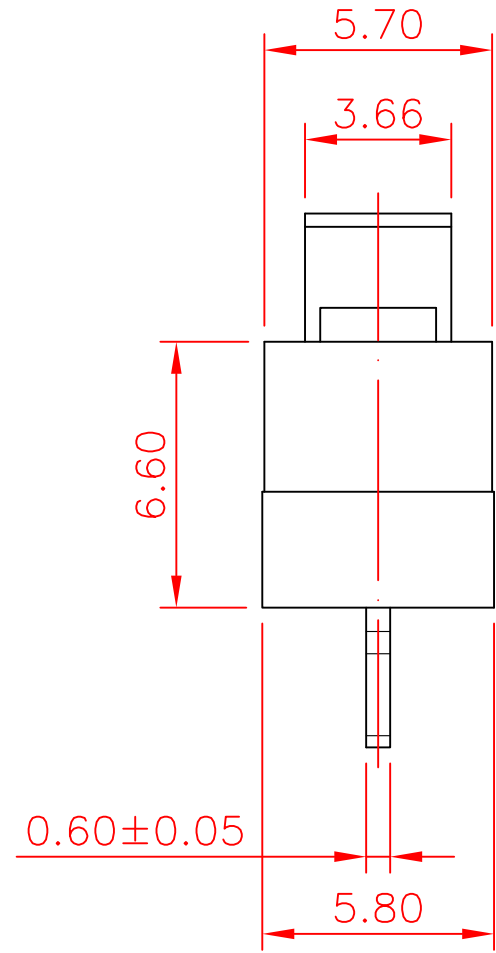
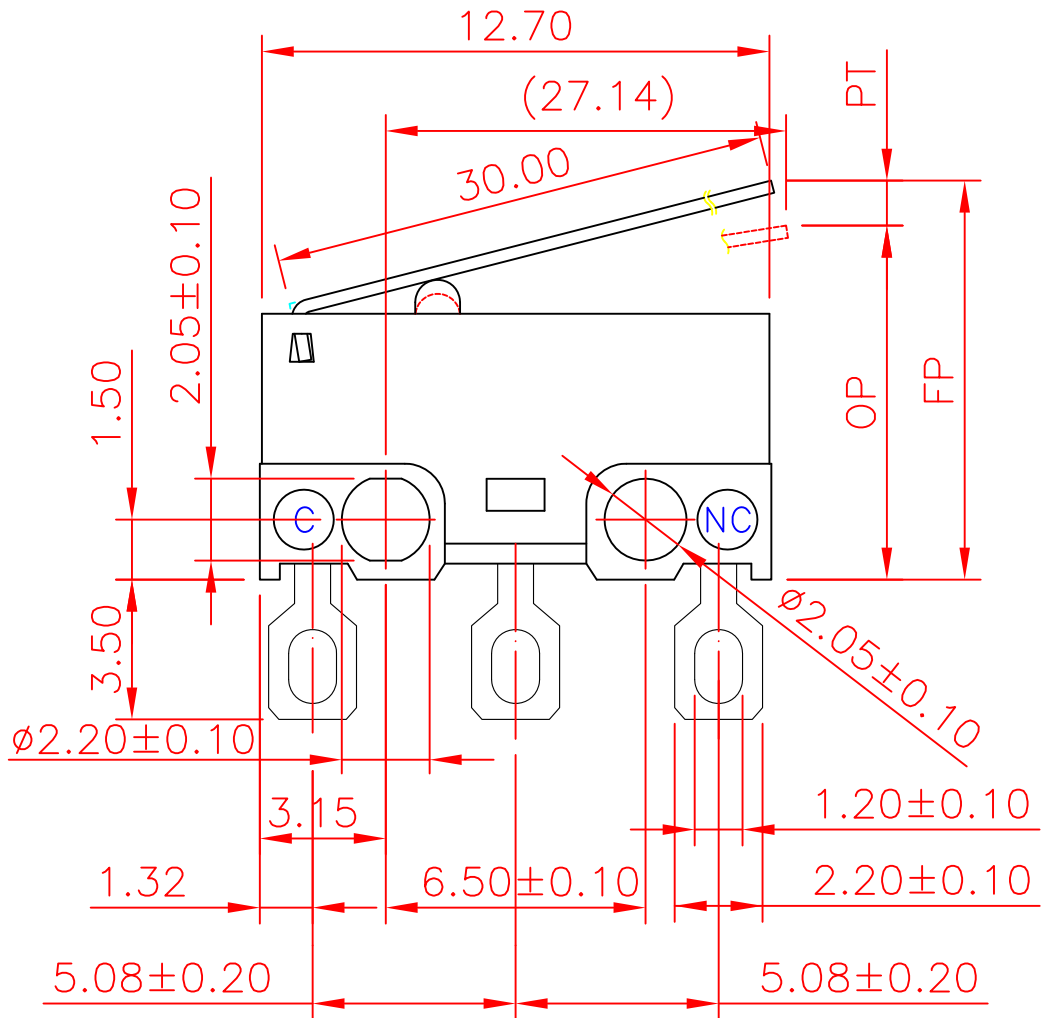
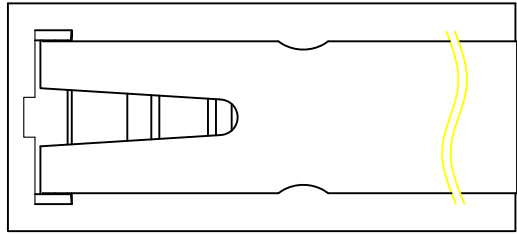
簡永鎮

CHECKED

張哲維

APPROVED

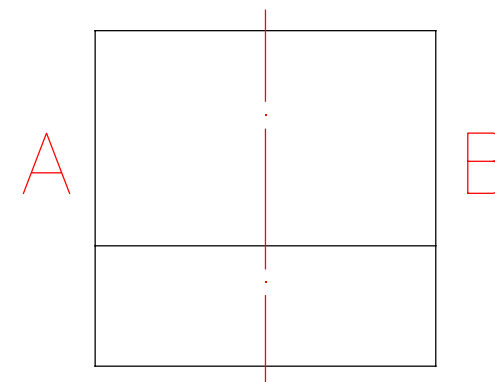
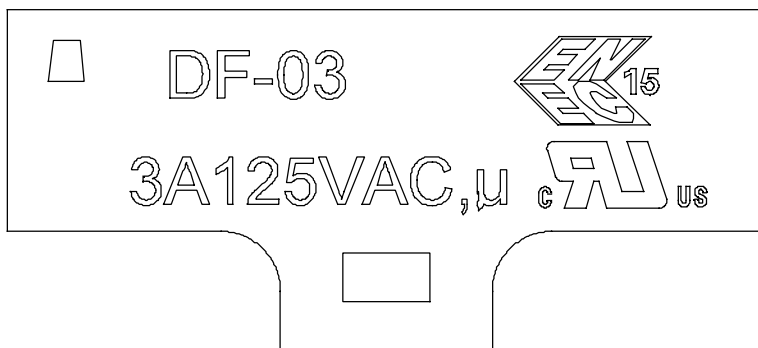
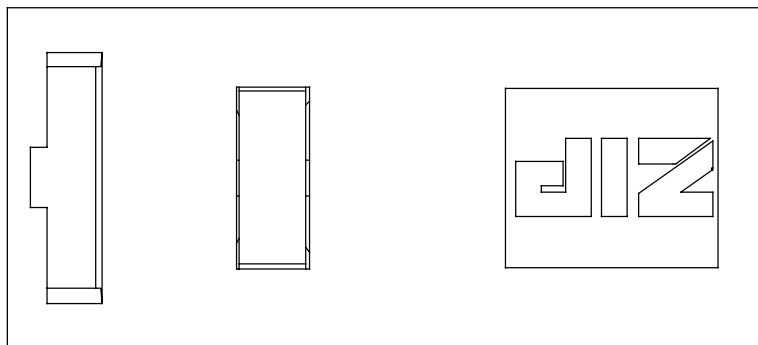
Dimensions drawing



Tolerance	
X.X	±0.2
XX.X	±0.4

VIEW		SIZE	A4	UNIT	mm
DATE	OCT.22.2010	VER.	1.1	FILE NAME	DF-09E0
APPROVAL	李金龍	CONFIRM	張哲維	DESIGN	謝佩君

Marking drawing



- 1. Marking will be random on side A or side B.
- 2. Markings are either by printing or molding.
- 3. Appearance according to dimensions drawing.

VIEW		SIZE	A4	UNIT	mm
DATE	SEP.22.2015	VER.	1.9	FILE NAME	DF-03
APPROVAL	張哲維	CONFIRM	歐大揮	DESIGN	簡永鎮