



ZIPPY TECHNOLOGY CORP.



10F, NO.50, MIN CHYUAN ROAD,  
SHIN-TIEN CITY, TAIPEI COUNTY,  
TAIWAN, R.O.C

TEL: 886-2-2918-8512 / 886-2-2918-0603  
FAX: 886-2-2915-5765 / 886-22916-0215  
[Http://www.zippy.com.tw](http://www.zippy.com.tw)

### APPROVED DATA SHEET

-----  
**Model: 1000100151(DF-03S-0D-Z)**  
=====

ISSUED DATE: OCT.30.2015  
APPROVED NO.: 1000100151.F  
PAGE: 1/4

The undersigned guarantee of the model switches is meets the following specifications.

#### 1.Operation Characteristics

Operating Force (OF) : Max. 150 gf  
Releasing Force (RF) : Min. 35 gf  
Free Position (FP) : Max. 7.35 mm  
Operating Position (OP) : 7.0 ± 0.2 mm  
Movement Differential (MD) : Max. 0.12 mm  
Over-travel (OT) : Min. 0.2 mm  
Pre-travel (PT) : Max. 0.62 mm

#### 2. Specifications

Initial Contact Resistance : Max. 100 mΩ .  
( Measured by ohm meter –Open Voltage<1VDC, Driver current -100mA )  
Before measure the switch contact resistance, please press the switch three times on and off.

Initial Dielectric Strength : 1,000VAC(50-60HZ)/minute between contacts.  
1,500VAC(50-60HZ)/minute between Live-parts and dead metal parts.

Insulation Resistance : Min. 100 MΩ ( 500 VDC/ minute ) between Live-parts and dead metal parts.

Circuit Arrangement : SPDT ( Single pole double throw )

Rating : 3A 125VAC; 3A 24VDC

Service Life : Min. 10,000 operations

Rating Load : Resistive Load

Operating Frequency : 10~30 operations per minute

Safety Certificate : UL, cUL, ENEC

Mechanical Service Life : Min. 1,000,000 operations.

Operating Frequency : Max. 120 operations per minute.

Operating application of the switch : Set the switch pushing distance from 60% to 90% of the specified OT value.



ZIPPY TECHNOLOGY CORP.



10F, NO.50, MIN CHYUAN ROAD,  
SHIN-TIEN CITY, TAIPEI COUNTY,  
TAIWAN, R.O.C

TEL: 886-2-2918-8512 / 886-2-2918-0603  
FAX: 886-2-2915-5765 / 886-22916-0215  
[Http://www.zippy.com.tw](http://www.zippy.com.tw)

### APPROVED DATA SHEET

-----  
**Model: 1000100151(DF-03S-0D-Z)**  
=====

ISSUED DATE: OCT.30.2015  
APPROVED NO.: 1000100151.F  
PAGE: 2/4

### 3. Environments

- Operating Temperature : -40°C ~ 85°C (with no icing )
- Vibration Resistance : 10~55Hz, displacement 0.75mm(p-p)
- Shock Resistance : Destruction: 1,000 m/s<sup>2</sup> {approx. 100G} max.  
Malfunction: 300 m/s<sup>2</sup> {approx. 30G} max.

( For the pin plunger models, the vibration & shock condition apply for use at the free position and total travel position )  
( For the lever models, the vibration & shock condition apply for use at the total travel position )

- Soldering by hand : 260°C maximum within 5 seconds.  
300°C maximum within 3 seconds.
- Soldering bath : 260°C maximum within 5 seconds. (PCB thickness more than Min 1.6 mm.)

ZIPPY TECHNOLOGY CORP.

黃玉燕

-----  
PREPARED

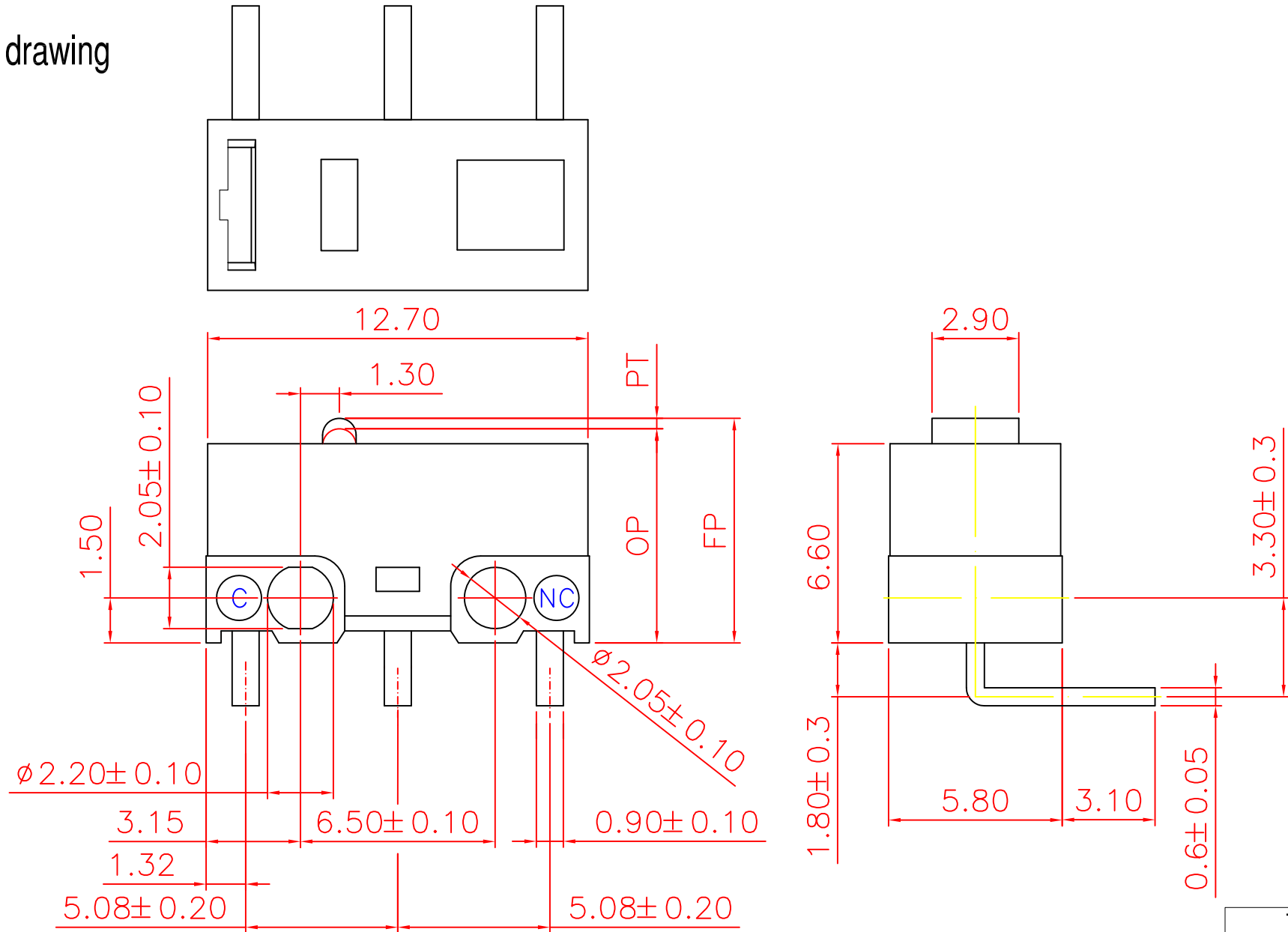
簡永鎮

-----  
CHECKED

張哲維

-----  
APPROVED

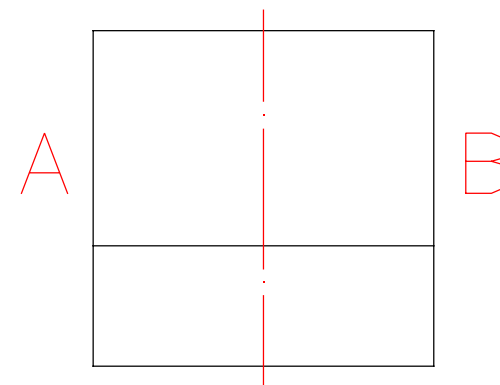

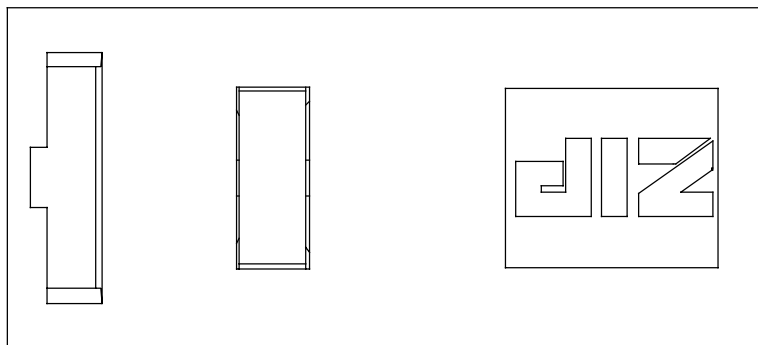
# Dimensions drawing



Tolerance	
X.X	± 0.2
XX.X	± 0.4

VIEW		SIZE	A4	UNIT	mm
DATE	SEP.20.2010	VER.	1.4	FILE NAME	DF-00D0
APPROVAL	李金龍	CONFIRM	張哲維	DESIGN	方鼎杰

# Marking drawing



- 1. Marking will be random on side A or side B.
- 2. Markings are either by printing or molding.
- 3. Appearance according to dimensions drawing.

VIEW		SIZE	A4	UNIT	mm
DATE	SEP.22.2015	VER.	1.9	FILE NAME	DF-03
APPROVAL	張哲維	CONFIRM	歐大揮	DESIGN	簡永鎮