

MICRO SWITCHES



V3 SERIES

(Full-Disconnection – Gap > 3mm)

SPECIFICATIONS

Contact Resistance(initial)

Max. 30 mΩ

Measured by ohm meter - open voltage < 1VDC, driver current -100 mA

Insulation Resistance (at 500 VDC / minute)

Min. 100 MΩ

Dielectric Strength

Min. 1500VAC(50-60HZ)/minute between Live parts.

Min. 1500VAC(50-60HZ)/minute between Live parts and dead metal parts

Operating Temperature Range

-40°C to 125°C (with no icing)

Vibration

10~55Hz, displacement 0.75 mm (p-p)

Electrical Service Life

All rating - Min. 10,000 operations

Electrical Operating Frequency

All rating 10~30 operations per minute

Mechanical Service Life

Min. 5,000,000 operations

Mechanical Operating Frequency

120 operations per minute

Operating application of the switch

Set the switch pushing distance from 60% to 90% of the specified OT value

APPLICATIONS

Joystick, TV game, Time recorder, Air conditioner, Food processor, Juice maker, Alarm, Mixer, Shredder machine.

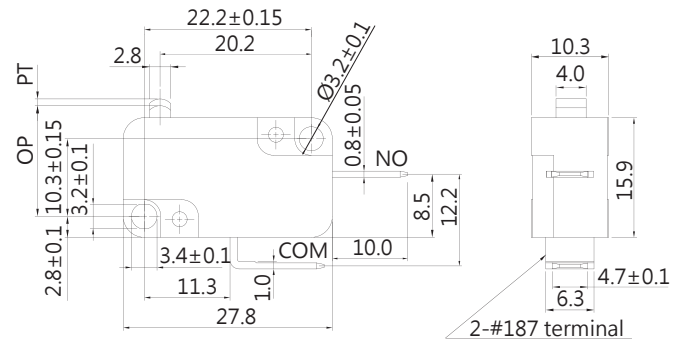
THE SELECTION OF RATING & FORCE

MODEL	Rating	L K	S R	H G
V3	10A, 10(4) A	*	*	*
	16A, 16(4) A	*	*	*
	20.1 A	*	*	*
	25 A	*	*	*
	10.1(8)A	*	*	*

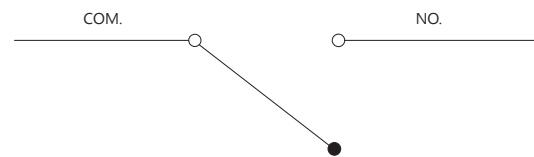
NOTE : The Symbol " * " to represent the result is accepted

DIMENSIONS

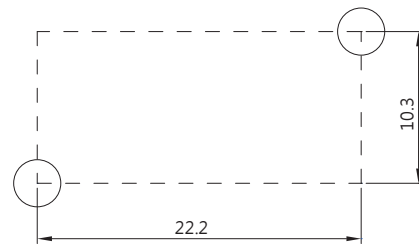
Unless otherwise specified, a tolerance of ±0.4mm applies to all dimensions.



CONTACT CONFIGURATION



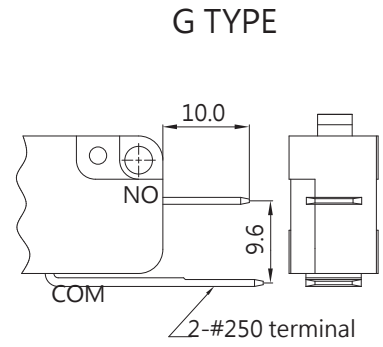
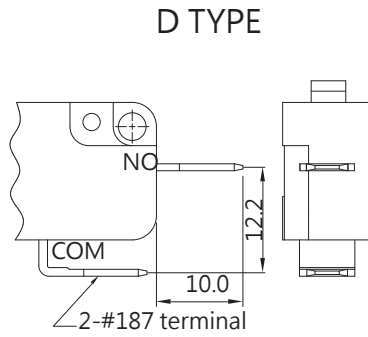
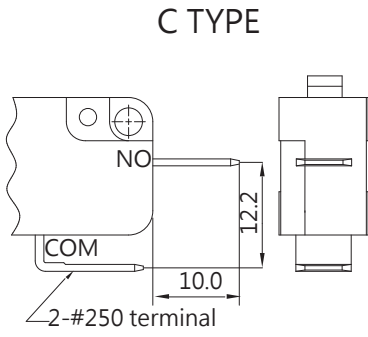
MOUNTING HOLES



CERTIFICATE INFORMATION

Model Name	UL, cUL	ENEC
V3-10	10.1A 125/250VAC 1/2 HP 125/250 VAC (Temp:100°C) Min. 6,000 operations	10(4)A 125/250VAC T100 1E4
V3-16	16A 125/250VAC 1/2 HP 125/250 VAC (Temp:125°C) Min. 6,000 operations	16(4)A 125/250VAC T125 1E4
V3-20	20.1A 125/250VAC 1 HP 125/250 VAC (Temp:100°C) Min. 6,000 operations	20.1A 125/250VAC T125 1E4 10.1(8)A 125/250VAC T125 1E4
V3-25	25A 125/250VAC 1 HP 125/250 VAC (Temp:100°C) Min. 6,000 operations	25.1A 125/250VAC T125 1E4 10.1(8)A 125/250VAC T125 1E4

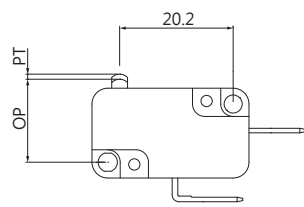
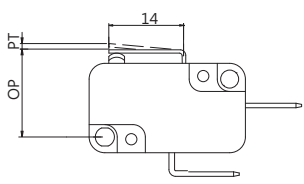
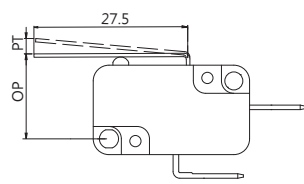
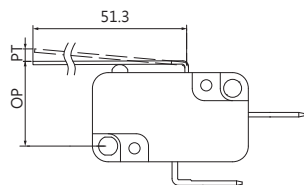
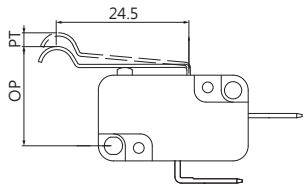
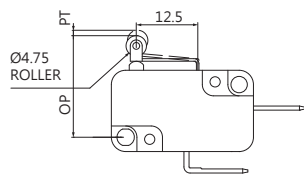
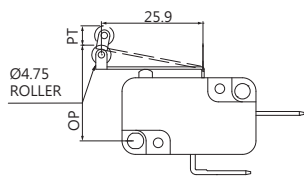
TERMINAL TYPES



ORDERING INFORMATION

V	3	—	2	5	S	—	0	1	D	1	—	Z
SERIES PREFIX			RATING CURRENT		OPERATING FORCE		ACTUATOR TYPE		ACTUATOR TYPE	CIRCUIT ARRANGEMENT		ROHS CODE
			10	10.1A 125/250VAC	L	8.2	00		C	1	S.P.S.T. NO	
			16	16A 125/250VAC	S		01		D			
			20	20.1A 125/250VAC	H		02		G			
			25	25A 125/250VAC	K	14	03					
					R		04					
					G		05					
							06					

OPERATING CHARACTERISTICS

SWITCH TYPE	PART SUFFIX	OF Max. (gf)			OP (mm)	PT Max. (mm)	OT Min. (mm)	MD Max. (mm)
		L	S	H				
		K	R	G				
V3- □□□ -00 □□ -Z		190	510	842	14.4± 0.5	1.90	0.70	1.20
		-	-	-	-	-	-	-
V3- □□□ -01 □□ -Z		190	510	753	15.0± 0.8	2.40	0.50	1.40
		135	295	400	15.0± 1.2	4.10	0.90	1.70
V3- □□□ -02 □□ -Z		100	260	374	15.0± 1.5	4.80	1.00	2.70
		80	150	200	15.0± 2.3	8.0	1.70	3.30
V3- □□□ -03 □□ -Z		52	140	215	15.0± 2.8	8.9	1.80	5.10
		46	80	115	15.0± 4.7	15.0	3.10	7.00
V3- □□□ -04 □□ -Z		108	290	435	18.4± 1.3	4.30	0.90	2.40
		88	170	235	18.4± 2.0	7.20	1.50	2.90
V3- □□□ -05 □□ -Z		190	510	842	20.4± 0.7	2.20	0.40	1.20
		145	330	445	20.4± 1.0	3.70	0.80	1.50
V3- □□□ -06 □□ -Z		102	275	395	20.4± 1.4	4.50	0.90	2.60
		84	160	220	20.4± 2.2	7.60	1.60	3.10

MICRO SWITCHES



V3 SERIES

(Micro-Disconnection-Gap < 3mm)

SPECIFICATIONS

Contact Resistance(initial)

Max. 30 mΩ

Measured by ohm meter - open voltage < 1VDC, driver current -100 mA

Insulation Resistance (at 500 VDC / minute)

Min. 100 MΩ

Dielectric Strength

Min. 1000VAC(50-60HZ)/minute between Live parts.

Min. 1500VAC(50-60HZ)/minute between Live parts and dead metal parts

Operating Temperature Range

-40°C to 125°C (with no icing)

Vibration

10~55Hz, displacement 0.75 mm (p-p)

Electrical Service Life

All rating - Min. 10,000 operations

Electrical Operating Frequency

All rating 10~30 operations per minute

Mechanical Service Life

Min. 5,000,000 operations

Mechanical Operating Frequency

120 operations per minute

Operating application of the switch

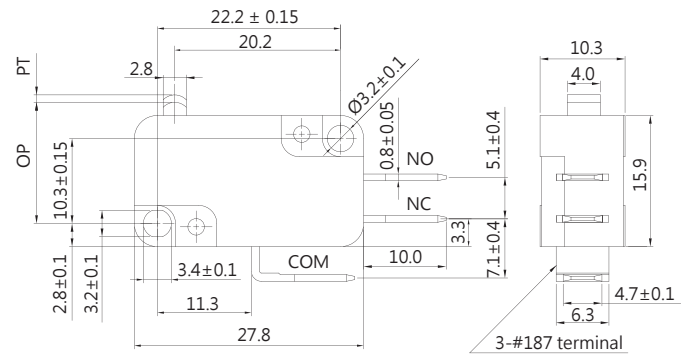
Set the switch pushing distance from 60% to 90% of the specified OT value

APPLICATIONS

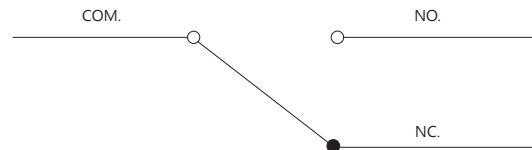
Joystick, TV game, Time Recorder, Air Conditioner, Food Processor, Juice Maker, Alarm, Mixer, Shredder Machine, Power Tool..

DIMENSIONS

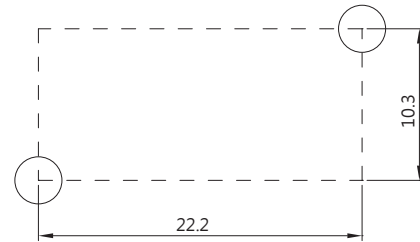
Unless otherwise specified, a tolerance of ±0.4mm applies to all dimensions.



CONTACT CONFIGURATION



MOUNTING HOLES



CERTIFICATE INFORMATION

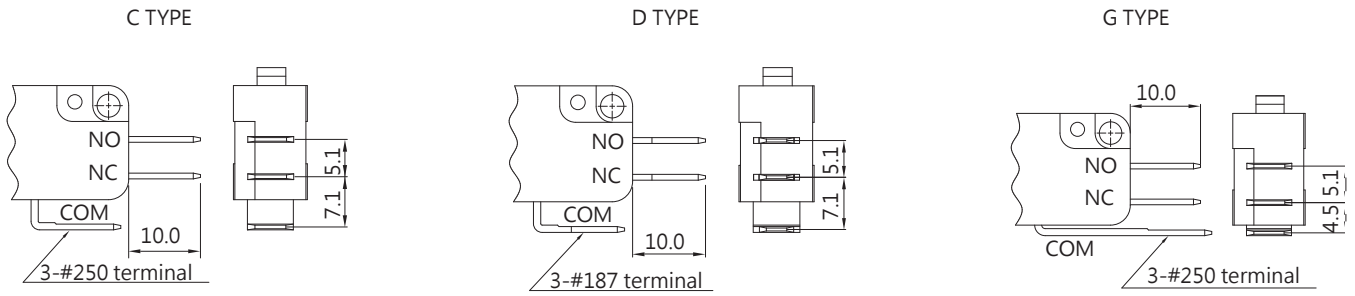
Model Name	UL · cUL	ENEC
V3-10	10.1A 125/250VAC 1/2 HP 125/250 VAC (Temp:100°C) Min. 6,000 operations	10(4)A 125/250VAC μT100 1E4
V3-16	16A 125/250VAC 1/2 HP 125/250 VAC (Temp:125°C) Min. 6,000 operations	16(4)A 125/250VAC μT125 1E4
V3-20	20.1A 125/250VAC 1 HP 125/250 VAC (Temp:100°C) Min. 6,000 operations	20.1A 125/250VACc μT125 1E4 10.1(8)A 125/250VAC μT125 1E4
V3-25	25A 125/250VAC 1 HP 125/250 VAC (Temp:100°C), Min. 6,000 operations	25.1A 125/250VAC μT125 1E4 10.1(8)A 125/250VAC μT125 1E4

THE SELECTION OF RATING & FORCE








MODEL	Rating	L K	S R	H G
V3	10A, 10(4) A	*	*	*
	16A, 16(4) A	*	*	*
	20.1 A	*	*	*
	25 A	*	*	*
	10.1(8)A	*	*	*

NOTE : The Symbol " * " to represent the result is accepted

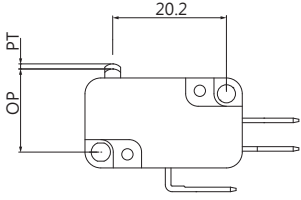
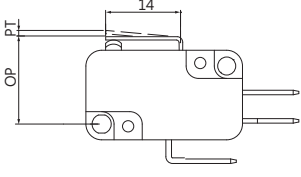
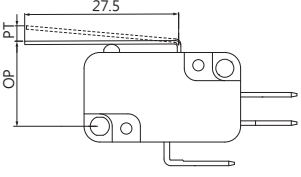
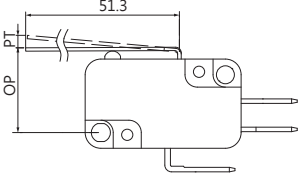
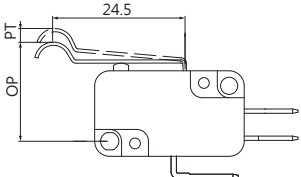
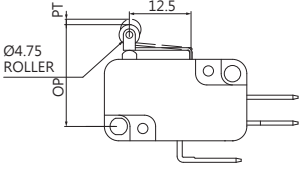
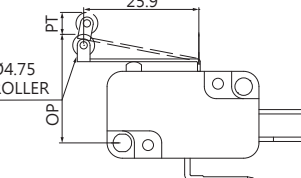
TERMINAL TYPES



ORDERING INFORMATION

V	3	—	2	5	S	—	0	1	D	3	—	Z
SERIES PREFIX	CODE	RATING CURRENT	CODE	OPERATING FORCE	CODE	ACTUATOR TYPE	CODE	ACTUATOR TYPE	CODE	CIRCUIT ARRANGEMENT	ROHS CODE	
	10	10.1A 125/250VAC		L	00		C	250 SERIES(C)		3	S.P.D.T.	
	16	16A 125/250VAC		S	01		D	187 SERIES(D)		4	S.P.S.T. NO	
	20	20.1A 125/250VAC		H	02		G	250 SERIES(G)		5	S.P.S.T. NC	
	25	25A 125/250VAC		K	03							
				R	04							
				G	05							
					06							

OPERATING CHARACTERISTICS

SWITCH TYPE	PART SUFFIX	OF Max. (gf)			OP (mm)	PT Max. (mm)	OT Min. (mm)	MD Max. (mm)
		L	S	H				
		K	R	G				
V3- □□□ -00 □□ -Z		150	373	505	14.7±0.5	1.3	1.3	0.12
		-	-	-	-	-	-	-
V3- □□□ -01 □□ -Z		145	316	435	15.4±0.8	2.0	0.70	0.2
		75	158	270	15.6±1.5	6.6	1.40	2.70
V3- □□□ -02 □□ -Z		75	188	240	15.8±1.5	3.5	1.5	0.3
		45	82	130	16.6±2.3	6.0	3.0	0.6
V3- □□□ -03 □□ -Z		40	98	135	16.0±2.82	7.5	4.0	1.0
		25	50	80	18.0±4.32	12.0	6.0	1.2
V3- □□□ -04 □□ -Z		80	176	270	19.0±1.3	3.0	1.5	0.3
		50	115	145	19.9±2.0	5.5	3.5	0.5
V3- □□□ -05 □□ -Z		160	358	505	20.7±0.7	1.5	1.0	0.15
		95	187	358	21.2±1.0	2.5	2.0	0.2
V3- □□□ -06 □□ -Z		80	160	255	21.0±1.2	3.0	1.7	0.25
		50	87	140	21.9±2.2	5.0	4.5	0.35

MICRO SWITCHES



V3 SERIES

(Full-Disconnection – Gap > 3mm)

SPECIFICATIONS

Contact Resistance(initial)

Max. 30 mΩ

Measured by ohm meter - open voltage < 1VDC, driver current -100 mA

Insulation Resistance (at 500 VDC / minute)

Min. 100 MΩ

Dielectric Strength

Min. 1500VAC(50-60HZ)/minute between Live parts.

Min. 1500VAC(50-60HZ)/minute between Live parts and dead metal parts

Operating Temperature Range

-40°C to 125°C (with no icing)

Vibration

10~55Hz, displacement 0.75 mm (p-p)

Electrical Service Life

All rating - Min. 10,000 operations

Electrical Operating Frequency

All rating 10~30 operations per minute

Mechanical Service Life

Min. 5,000,000 operations

Mechanical Operating Frequency

120 operations per minute

Operating application of the switch

Set the switch pushing distance from 60% to 90% of the specified OT value

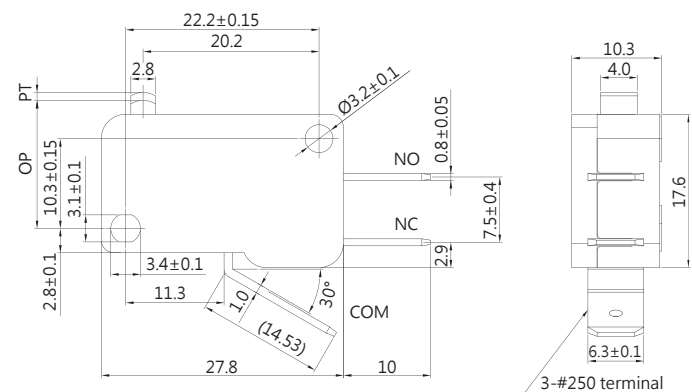
APPLICATIONS

Joystick, TV Game, Time Recorder, Air Conditioner, Food Processor,

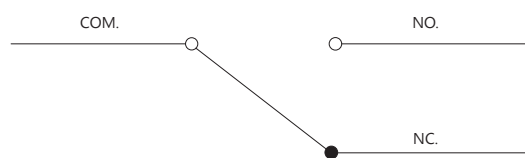
Juice Maker, Alarm, Mixer, Shredder Machine, Power Tool

DIMENSIONS

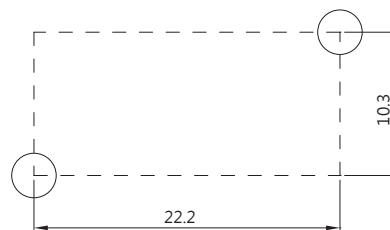
Unless otherwise specified, a tolerance of ±0.4mm applies to all dimensions.



CONTACT CONFIGURATION



MOUNTING HOLES



CERTIFICATE INFORMATION

Model Name	UL, cUL	ENEC
V3-10	10RA 125/250 VAC T125 1E4	10(4)A 125/250VAC T125 1E4
V3-16	16RA 125/250 VAC T125 1E4	16(4)A 125/250VAC T125 1E4
V3-20	20RA 125/250 VAC T125 1E4	20.1A 125/250VAC T125 1E4 10.1(8)A 125/250VAC T125 1E4
V3-25	25.1RA 125/250 VAC T125 1E4	25.1A 125/250VAC T125 1E4 10.1(8)A 125/250VAC T125 1E4

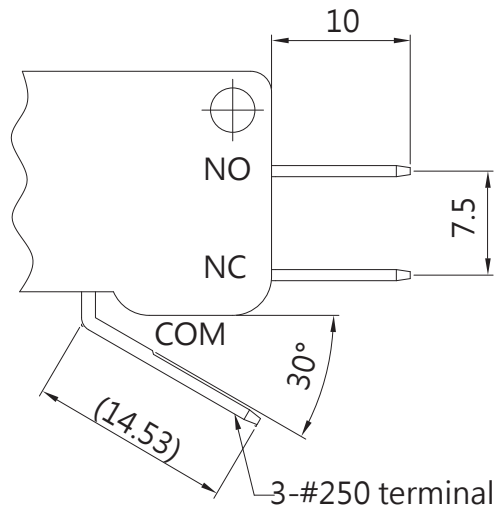
THE SELECTION OF RATING & FORCE

MODEL	RATING	H G
V3	10A 10(4)A	*
	16A 16(4)A	*
	20A 20.1A	*
	25A 25.1A	*
	10.1(8)A	*

NOTE : The Symbol " * " to represent the result is accepted

TERMINAL TYPES

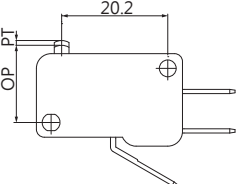
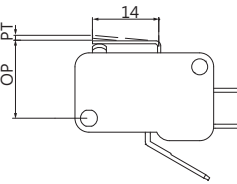
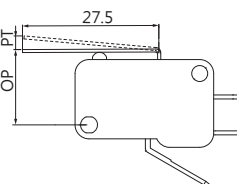
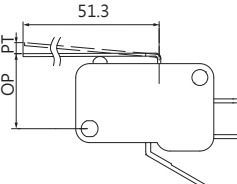
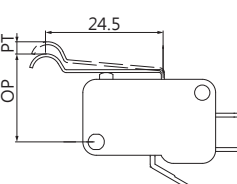
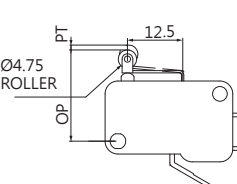
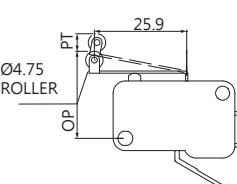
K TYPE



ORDERING INFORMATION

V 3	1 0	H	0 1	K	C	Z
SERIES PREFIX	RATING CURRENT	OPERATING FORCE	ACTUATOR TYPE	TERMINAL TYPE	CIRCUIT ARRANGEMENT	ROHS CODE
	10 10A 125/250VAC	H	00	K 250 SERIES(K)	C S.P.D.T.	
	16 16A 125/250VAC	G	01		D S.P.S.T. NO	
	20 20A 125/250VAC		02		E S.P.S.T. NC	
	25 25.1A 125/250VAC		03			
			04			
			05			
			06			

OPERATING CHARACTERISTICS

SWITCH TYPE	PART SUFFIX	OF Max.		OP (mm)	PT Max. (mm)	OT Min. (mm)	MD Max. (mm)
V3- □□□ -00 □□ -Z		H	842	14.4± 0.5	1.90	0.70	1.20
		G	-	-	-	-	-
V3- □□□ -01 □□ -Z		H	753	15.0± 0.8	2.40	0.50	1.40
		G	400	15.0± 1.2	4.10	0.90	1.70
V3- □□□ -02 □□ -Z		H	374	15.0± 1.5	4.80	1.00	2.70
		G	200	15.0± 2.3	8.0	1.70	3.30
V3- □□□ -03 □□ -Z		H	215	15.0± 2.8	8.9	1.80	5.10
		G	115	15.0± 4.7	15.0	3.10	7.00
V3- □□□ -04 □□ -Z		H	439	18.4± 1.3	4.30	0.90	2.40
		G	235	18.4± 2.0	7.20	1.50	2.90
V3- □□□ -05 □□ -Z		H	842	20.4± 0.7	2.20	0.40	1.20
		G	445	20.4± 1.0	3.70	0.80	1.50
V3- □□□ -06 □□ -Z		H	395	20.4± 1.4	4.50	0.90	2.60
		G	220	20.4± 2.2	7.60	1.60	3.10